

Release Webinar: QPR ProcessAnalyzer 2020.6



Teemu Lehto
Vice President,
Process Mining



Olli Vihervuori
Product Manager
QPR ProcessAnalyzer



Yen Do
Marketing Specialist,
Process Mining

This webinar will be recorded and made available on-demand at the www.qpr.com



Release Webinar Agenda

1. Introduction
2. QPR ProcessAnalyzer 2020.6
 - **Language Editions**
 - **Conditional Formatting**
 - **Preview Mode for Dashboards**
 - **Process KPI Reporting Charts**
3. QPR ProcessAnalyzer 2020.7
4. Summary



QPR ProcessAnalyzer 2020.6

New Feature Highlights

QPR ProcessAnalyzer 2020.6

- **Language Editions**
- **Conditional Formatting**
- **Preview Mode for Dashboards**
- **Process KPI Reporting Charts**

Language Editions

Language Editions



Language: English

Current page

English

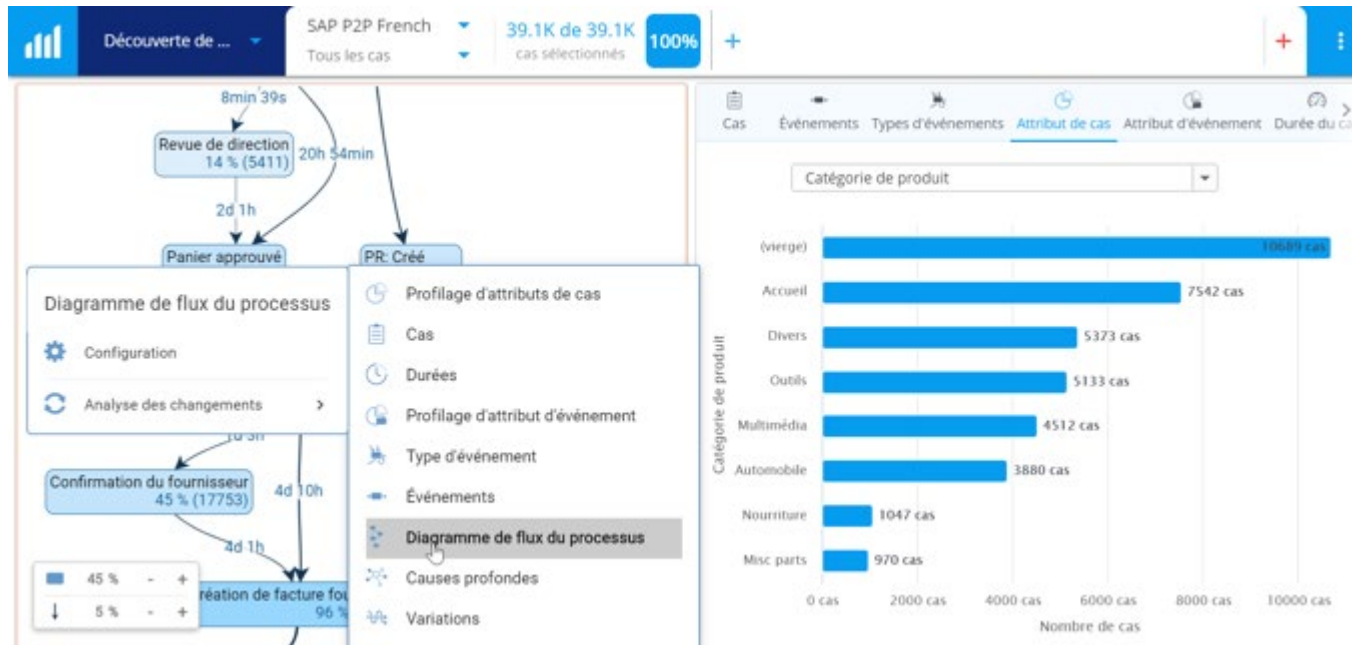
Finnish

French

German



QPR ProcessAnalyzer



Conditional Formatting

Conditional formatting

<div> <div>Cases</div> <div>Events</div> <div>Event Types</div> <div>Case Attribute</div> <div>Event Attribute</div> <div>Case Duration</div> <div>Event Duration</div> <div>Case Counts</div> <div>Event Counts</div> <div>Variations</div> <div>Flows</div> <div>Root Causes</div> <div>Clustering</div> </div>											
Cost Savings by Automation											
Event type	T	Previous event	T	Savings	T	Automation rate	T	Manual Events #	T	Automated	T
Invoice Receipt		Invoice Document Date		20,457,331 €		37 %		13,959 events		18.9 hours	165.5 hours
Invoice Receipt		Invoice Due Date		4,617,118 €		5 %		1,000 events		195.8 hours	657.5 hours
Invoice Receipt		Invoice Receipt		4,599,548 €		3 %		18,956 events		2.5 hours	26.8 hours
Invoice Receipt		Goods Receipt		1,941,732 €		7 %		9,914 events		160.7 hours	180.3 hours
PO Item Created		PR Created		1,495,823 €		36 %		7,539 events		2.6 hours	22.4 hours
PO Item Changed: Net price		Vendor Confirmation: Order a...		1,344,876 €		11 %		539 events		29.4 hours	278.9 hours
Goods Receipt		PO Item Changed: Delivery Da...		883,316 €		5 %		268 events		91.4 hours	398.1 hours
Invoice Receipt		Quality Inspection		651,082 €		10 %		491 events		115.1 hours	247.7 hours
Goods Receipt		Vendor Confirmation: Order a...		627,014 €		17 %		2,814 events		190.6 hours	212.8 hours
Invoice Receipt		Goods Receipt Reversal		474,026 €		10 %		287 events		39.3 hours	204.5 hours
Goods Receipt		PO Approved		468,026 €		5 %		217 events		26.2 hours	241.9 hours
PO Item Changed: Net price		PR Changed: Price		352,239 €		55 %		209 events		134.6 hours	303.2 hours
Goods Receipt		PO Item Changed: Net price		289,341 €		32 %		577 events		188.4 hours	238.5 hours
Invoice Receipt		Vendor Confirmation: Order a...		272,946 €		89 %		238 events		16.8 hours	131.5 hours
PO Item Created		Invoice Document Date		268,091 €		18 %		81 events		236.2 hours	567.2 hours
Invoice Receipt		Invoice Block: Deactivated		245,470 €		11 %		377 events		140.7 hours	205.8 hours
Goods Receipt		Invoice Due Date		230,968 €		43 %		291 events		492.2 hours	571.5 hours
PO Item Changed: Net price		PO Item Changed: Delivery Da...		183,621 €		14 %		81 events		38.9 hours	265.6 hours
Invoice Receipt		PO Item Changed: Material		176,815 €		6 %		83 events		60.2 hours	273.3 hours
Invoice Receipt		PO Item Changed: Net price		137,764 €		25 %		162 events		86.0 hours	171.0 hours
Invoice Block: Deactivated		Invoice Block: Deactivated		109,256 €		87 %		285 events		27.6 hours	65.9 hours
PO Item Changed: Vendor		PO Item Changed: Net price		102,276 €		64 %		528 events		0.4 hours	19.7 hours

Conditional Formatting

- Conditional formatting is defined in the measure/dimension/column settings as a JSON object with following allowed properties:
 - **backgroundColor**
 - **textColor**
 - **Databar**
 - **Icon**

Conditional Formatting

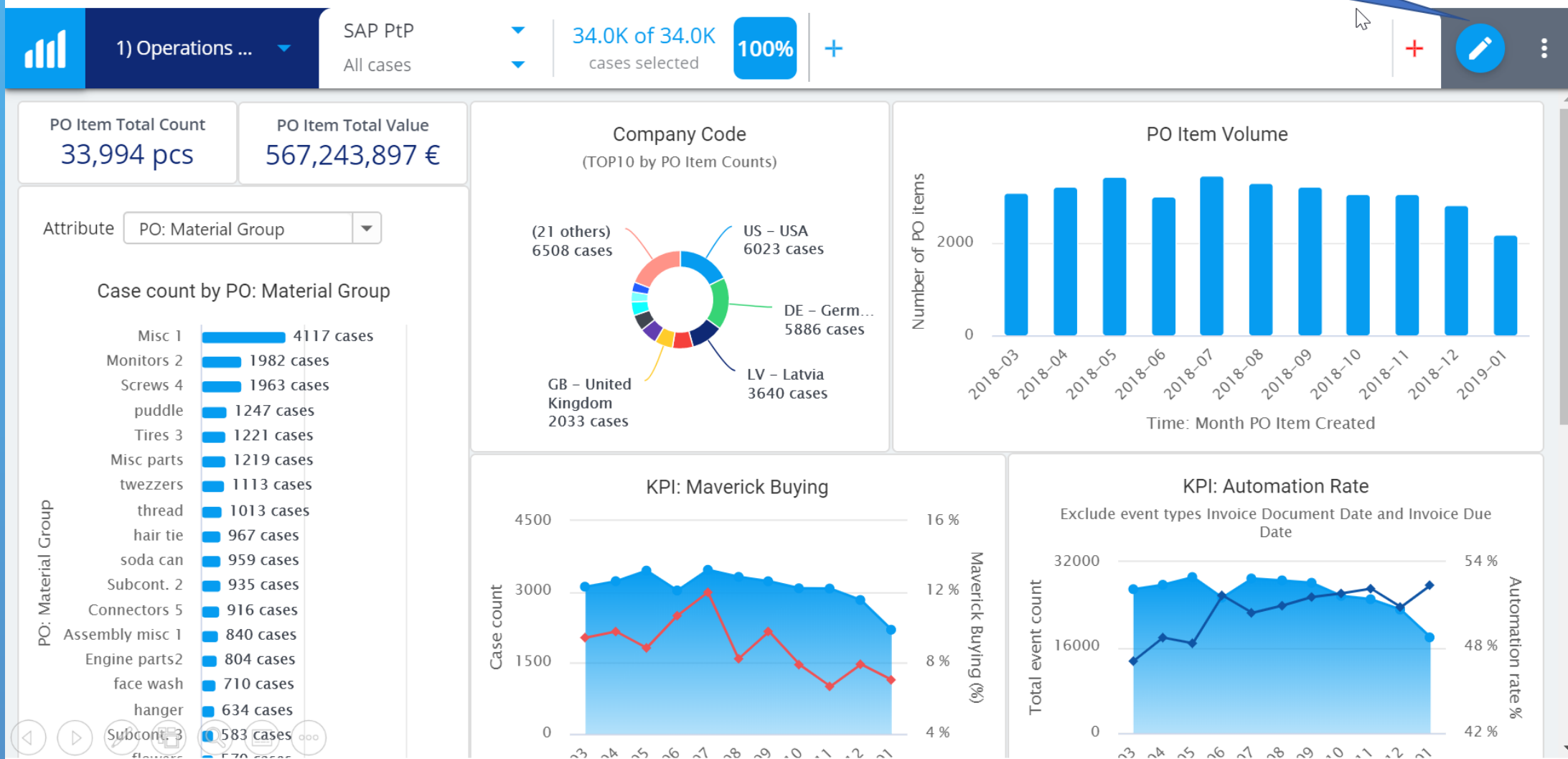
Rules

- **backgroundColor / textColor**
 - **rules**
 - **color**: color to use when the rule matches.
 - **value**: Value to compare against.
 - **comparison**: One of the following: <, >, <=, >=, ==, !=
 - **scale**
 - **color**: Color that corresponds with the value.
 - **value**: Value that corresponds with the color.
 - **color**: Fixed color that is used when no rules/scale is defined or there are no matching rules.
- **databar**
 - **min**: Value that represents the databar minimum position (i.e. when databar is not visible).
 - **max**: Value that represents the databar maximum position (i.e. databar fills the whole cell).
 - **color**: Color of the databar. Default color is #4bc3ff.
- **icon**
 - **rules**: Similar syntax can be used as in the color rules, except instead of "color" there is "icon" attribute to define the icon. All Google Material Icons are available: <https://material.io/resources/icons/>.
 - **color**: Color of the icon. Default color is #333333.

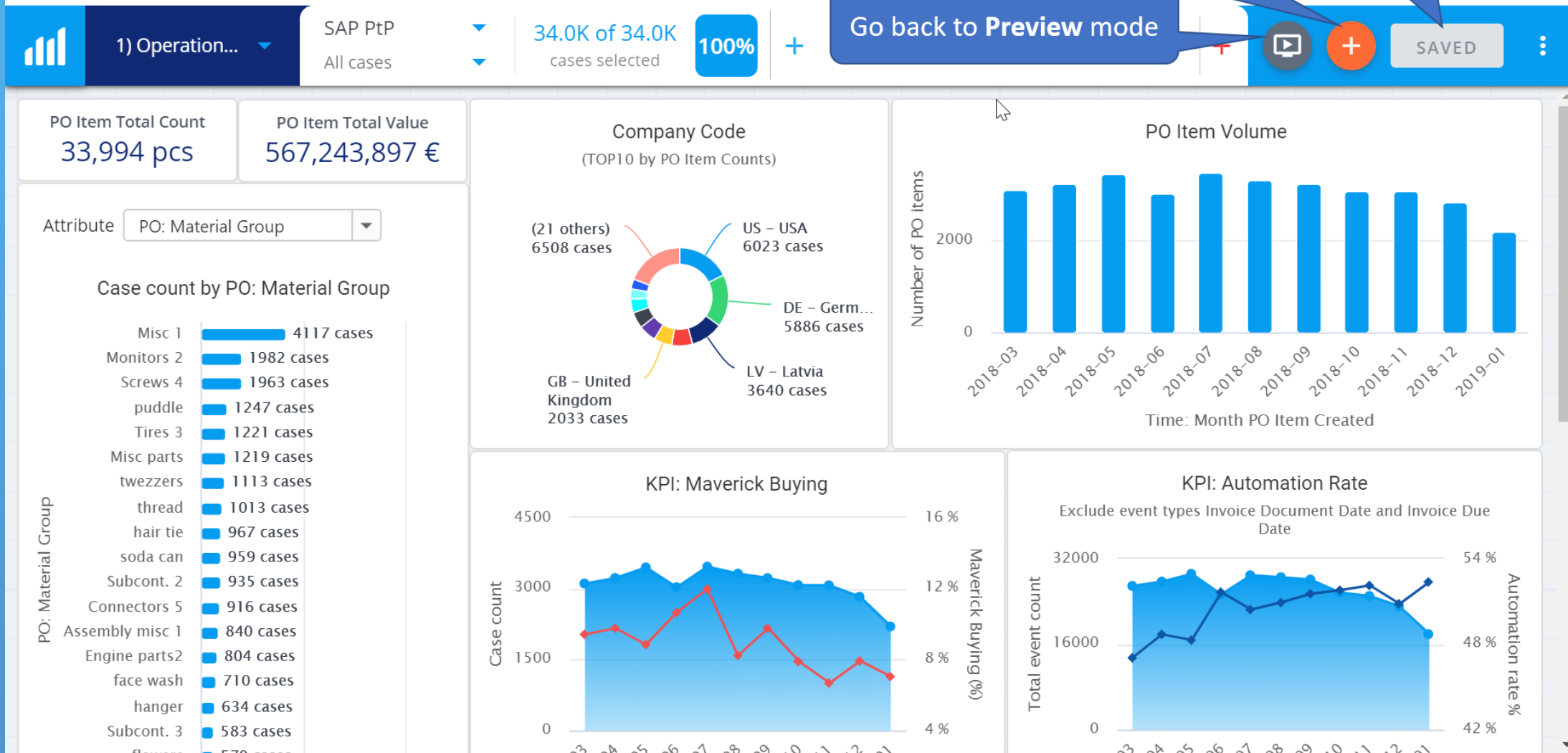
Preview Mode for Dashboards

Dashboard Mode: Preview

Enter the **Edit** mode



Dashboard Mode: Edit

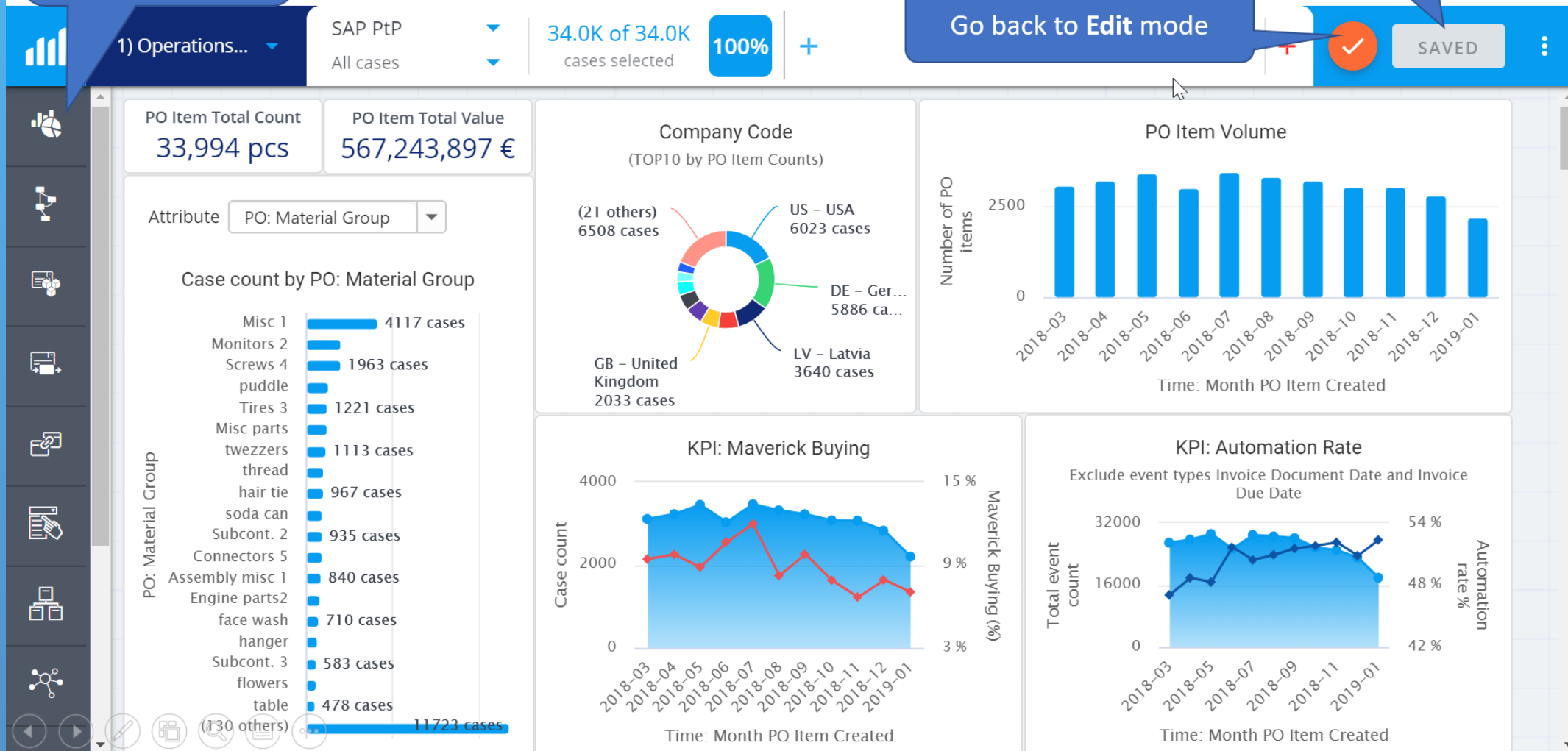


Select new
component from
the left-side ribbon

Dashboard Mode: Add component

Save changes

Go back to Edit mode



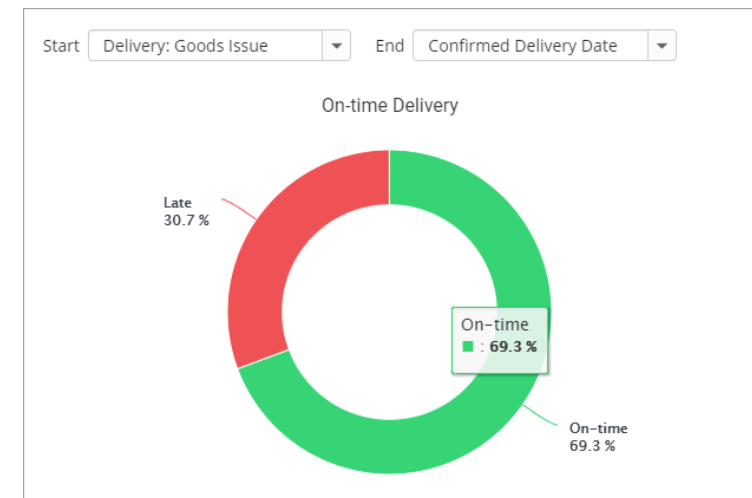
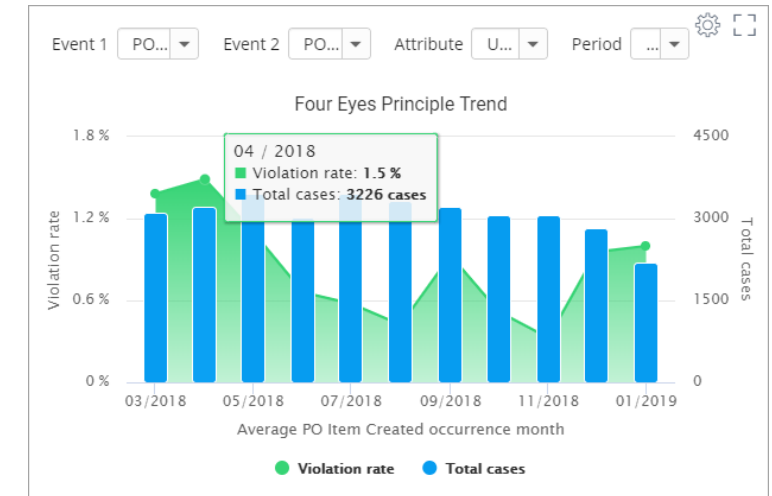
Process KPI Charts

Process KPI Charts



We added a full gallery of [Process KPI Reporting charts](#) in our previous version 2020.5. These Charts are officially released as part of the 2020.6 version so feel free to check the full blog about [Process KPI Reporting](#) or get immediate access to any particular chart using the links below: [SLA Compliance](#) - How many SLA violations are there overall?

- [SLA Compliance Trend](#) - Are there weekly, monthly, or quarterly changes in your SLA violations?
- [SLA Compliance Histogram](#) - Break down your SLA KPI
- [Root Causes for SLA Violations](#) - What or who is causing the violations?
- [Four Eyes Principle Violations](#): Spot which users are violating the principle
- [Four Eyes Principle Trend](#): Has the compliance improved over time?
- [Four Eyes Principle Violating Cases](#): Which individual cases have gone wrong?
- [Root Causes for Four Eyes Principle](#) - Which users are violating the Four Eyes Principle?
- [On-Time Delivery Trend](#): Have on-time deliveries improved over time?
- [On-Time Delivery Failure Histogram](#)
- [Root Causes for late deliveries](#)



QPR ProcessAnalyzer 2020.7

QPR ProcessAnalyzer 2020.7

What to expect?

- **User Management via Web UI**
- **Calculated Case & Event Attributes**
 - New Web UI
 - New functions, including the statistical expressions for standard deviation and variance
- **Process Improvement preset charts**
 - Gallery of pre-made charts for improving processes using process mining
- **Conditional formatting to KPI Cards**

Questions & Comments?



- The recording will shortly be available at the QPR Community at <https://community.qpr.com>
 - Search for "new release webinars" or go directly to <https://community.qpr.com/on-demand-webinars>
- How to reach us?
 - Fill out the contact form at: <https://www.qpr.com/contact-us>
 - Email marketing@qpr.com



Dare to improve.

Founded

1991

Stock symbol

QPR1V: Nasdaq, Helsinki

Customers

Over 2000

Corporate headquarters

Helsinki, Finland

Sold licenses

Over 1 million worldwide

Industry recognitions

Gartner, Ventana Research,
Palladium, Forrester Research

Products

QPR ProcessAnalyzer
QPR Metrics
QPR ProcessDesigner
QPR EnterpriseArchitect