

QPR 

Dare to improve.

A blue-tinted photograph of a business meeting. Two men in suits are shaking hands in the center. A woman stands behind them, and another man is seated on the right. The background shows a city skyline.

QPR Metrics
Meet Your Targets



QPR Metrics

MEET YOUR TARGETS

02

QPR Metrics combines robust and flexible performance management functionality with a beautiful user experience. Stunning dashboards and scorecards with KPIs are also available in your pocket through QPR MobileDashboard. QPR is your perfect solution for automating your performance management needs. QPR also uniquely combines performance and quality management enabling operational improvement.

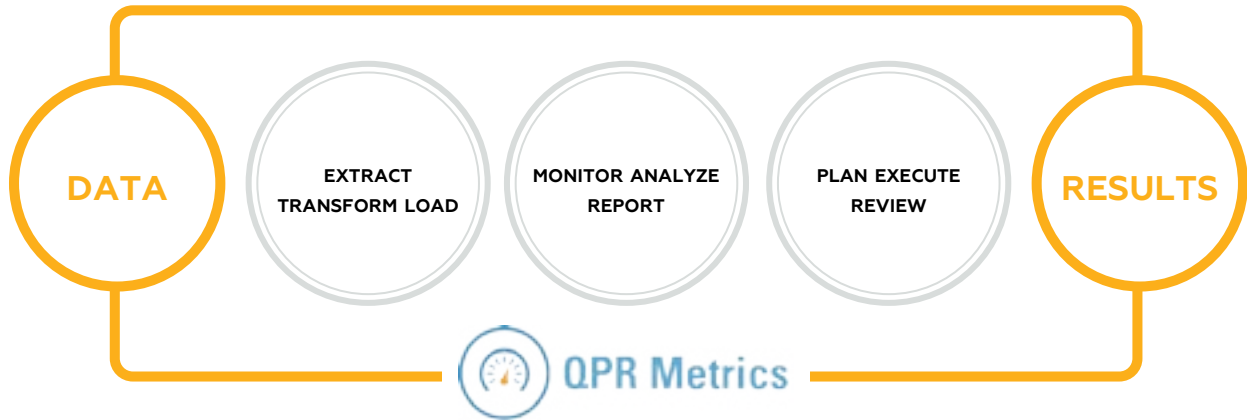
TAKE THE NEXT STEP TO AUTOMATE YOUR PERFORMANCE AND STRATEGY EXECUTION

QPR Metrics combines robust and flexible performance management functionality with a beautiful user experience. Stunning dashboards and scorecards with KPIs are also available in your pocket through QPR MobileDashboard. QPR is your perfect solution for automating your performance management needs. QPR also uniquely combines performance and quality management enabling operational improvement.

QPR Metrics is a business user optimized tool, which helps your management to consolidate and report data as well as manage your strategy and operations through powerful collaboration features. QPR Metrics can be managed with an intuitive client and effectively used through a web-based portal. For touch screen device users QPR MobileDashboard provides the perfect experience for accessing and modifying dashboards on the go.

With support for multiple management standards, methodologies and initiatives, QPR Metrics will become your number one platform in various performance management initiatives. QPR Metrics collects data automatically from any of your business systems and consolidates it into dashboards, scorecards, strategy maps or other customized view.

Our growing 2000+ customer base affirms QPR Metrics as one of the most powerful performance management systems in the market. QPR customers have won several prestigious awards in the area of strategy execution and performance management such as the Kaplan and Norton Hall of Fame awards.



SUPPORT FOR YOUR PERFORMANCE INITIATIVES

- **Performance Management**
- **Strategy Execution**
- **Quality Management**
- **Risk Management**
- **People Performance Management**
- **Strategy Execution for Kaplan-Norton XPP**
- **Project Portfolio Management**

KEY BENEFITS



Automate your performance management



Enable performance improvement



Enhance decision making



Transparency to current state of business



COLLABORATION AND REPORTING

With QPR Metrics you can browse and analyze performance models, apply a multitude of filters for analysis and share findings. The tool offers a rich choice of graph templates such as bar and pie charts, Gantt charts, radar charts, risk heat maps and many more. For reporting QPR Metrics offers automatically updated web

booklets and reporting to Word, Excel, and PowerPoint or directly publish as a PDF.

Managing your objectives can be done with customizable web-based portal actions, allowing employees to take a more active role by adding comments, ideas or incident reports.

04



INTEGRATE ALL DATA SOURCES

QPR Metrics is a robust platform with a powerful calculation engine that can be used for any kind of performance monitoring. Together with the QPR IntegrationPlatform, you can access your process performance indicators from any data source e.g. SAP.

QPR's patented technology consolidates end-to-end data from several source systems. Process flowcharts in QPR ProcessDesigner can access measure information from QPR Metrics.



FAST TO IMPLEMENT AND MANAGE

Rich template support combined with easy to define and reusable KPI attributes allow organizations to roll out and go live within weeks. QPR Metrics provides effective scorecard management functionality requiring minum effort when changed. Creating new metrics and cascading them to complement

a multitude of existing scorecards is easy and can be done within minutes.

Individual users and groups can be provided with different levels of access. QPR Metrics also integrates with local user management systems for centralized user management and to facilitate single sign-on.

JOIN THE WINNERS



“The QPR System allows us to make better decisions and helps us achieve our strategic goals as well as our vision to become the region’s ultimate Freezone destination.”

**Ahmed Habib, Director, Strategy and Excellence Department
Dubai Airport Freezone, United Arab Emirates**





“We have been using QPR since 2012 for Balanced Scorecard reporting. QPR is useful for collecting data from various sources, ensuring data integrity and producing useful management reports for successful Strategy Execution.”


**Raju Vathsala, Senior Director, Performance Management
du (Emirates Integrated Telecommunications Company)**

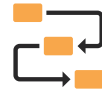



KEY HIGHLIGHTS


 **Advanced functionality to satisfy all your performance management needs**


 **Easy to use web portal for viewing and collaboration**

 **Easy and effective data input – integration and manual input via web**

 **Multiple options to automate performance reporting**

 **Support for all relevant frameworks**

 **Scalable to any organization**

 **Fast to implement, easy to use and manage – zero coding**



QPR Suite

The integrated platform solution for successful transformation and continuous improvement.



About QPR Software

QPR Software Plc provides solutions for strategy execution, performance and process management, process mining and enterprise architecture in over 50 countries. Users of QPR Software gain the insight they need for informed decisions that make a difference. With 25 years of experience, 2000 customers and over a million licenses sold, QPR's products are highly regarded by industry analysts and customers alike.

To learn more about how QPR Metrics can help your organization, please visit

WWW.QPR.COM/PRODUCTS/QPR-METRICS

